

REMOTE CONTROL distantjuhtimine

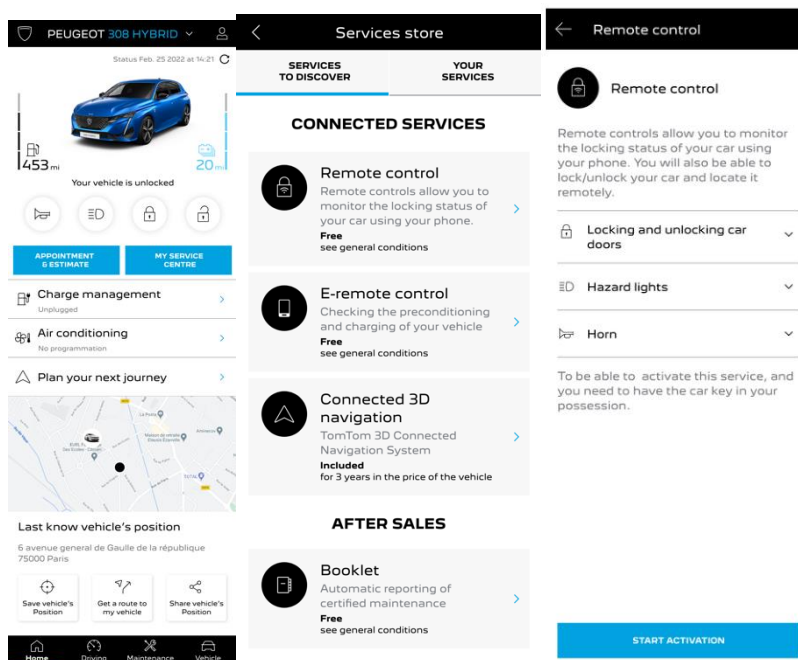
TELLIMINE / ÜHENDAMINE / AKTIVEERIMINE JA KASUTAMINE

Selles kasutusjuhendis selgitatakse seda, mida peate auto kaugjuhtimise aktiveerimiseks järgima.

Kõigepealt vajate kaugjuhtimise kasutamiseks kontot MyPeugeot/ ja peate oma auto registreerima. Kui Te pole mobiilirakendust veel oma nutitelefoni installinud, saate seda hõlpsasti teha, laadides rakenduse alla Google Play poest või App Store'ist.



Avage rakendus MyPeugeot külastage Teenuste poe jaotist ja valige kaugjuhtimise aktiveerimiseks „Leia“. Vajutage nuppu „ALUSTAGE AKTIVEERIMIST“ ja läbige uue teenuse aktiveerimiseks mõningad sammud.



Teid suunatakse teenuse aktiveerimise lehel ümber, kus saate lugeda, mis on kaugjuhtimine ja millised on eelised, mida tänu sellele teenusele saate. Teenuse aktiveerimise jätkamiseks kerige allapoole ja vajutage nuppu „HANGI“.


Kaugjuhtimise aktiveerimiseks on oluline üldtingimused läbi lugeda ja nendega nõustuda ning pärast eelistuste salvestamist saate aktiveerimisprotsessi alustada mobiilirakenduse kaudu, vajutades lihtsalt nuppu "CONTINUE TO MyPeugeot/MyCitroën/MyDS".

Kolm sammu, mida peate sel hetkel järgima, võtavad aega vaid mõne minuti ja lõpuks saate hakata oma kaugjuhtimist nautima. Alguses kinnitage, et olete tingimused juba läbi lugenud ja nendega nõustunud, seejärel alustage aktiveerimist.

The screenshot shows a mobile application interface for the MyPEUGEOT account certification process. At the top, there is a black navigation bar with a white back arrow and the text "MyPEUGEOT account certif...". Below this is a white card with the following content:

- MyPEUGEOT account certification process**
- Text: "To be able to control your vehicle remotely from your smartphone, you must complete this ten-minutes path in three steps."
- Text: "You can stop it at any time and resume later."
- A vertical progress indicator with three blue circles connected by a vertical line. The first circle is filled, indicating the current step.
- Step 1: "Define a trusted phone number"
- Step 2: "Set a MyPEUGEOT safety code"
- Step 3: "Secured bluetooth connection (To do in the vehicle)"
- A checkbox with a blue checkmark and the text "I agree to the terms and conditions of use".
- A blue "START" button at the bottom.

1. Sisestage oma telefoninumber ja SMS-i kaudu saadud kood



Define a trusted phone number

This telephone number will allow us to identify you in a secure way. It will be useful to ask you for confirmation of any secured operation.

Enter your trusted telephone number.

Country

Phone number

We have send you a 6-digit code by SMS. Please fill it in here to confirm your trusted phone number.

Received code

[Re-send me the code >](#)

START

CONTINUE

CONTINUE

Trusted phone number


We have send you a 6-digit code by SMS. Please fill it in here to confirm your trusted phone number.

Received code

[Re-send me the code >](#)

CONTINUE

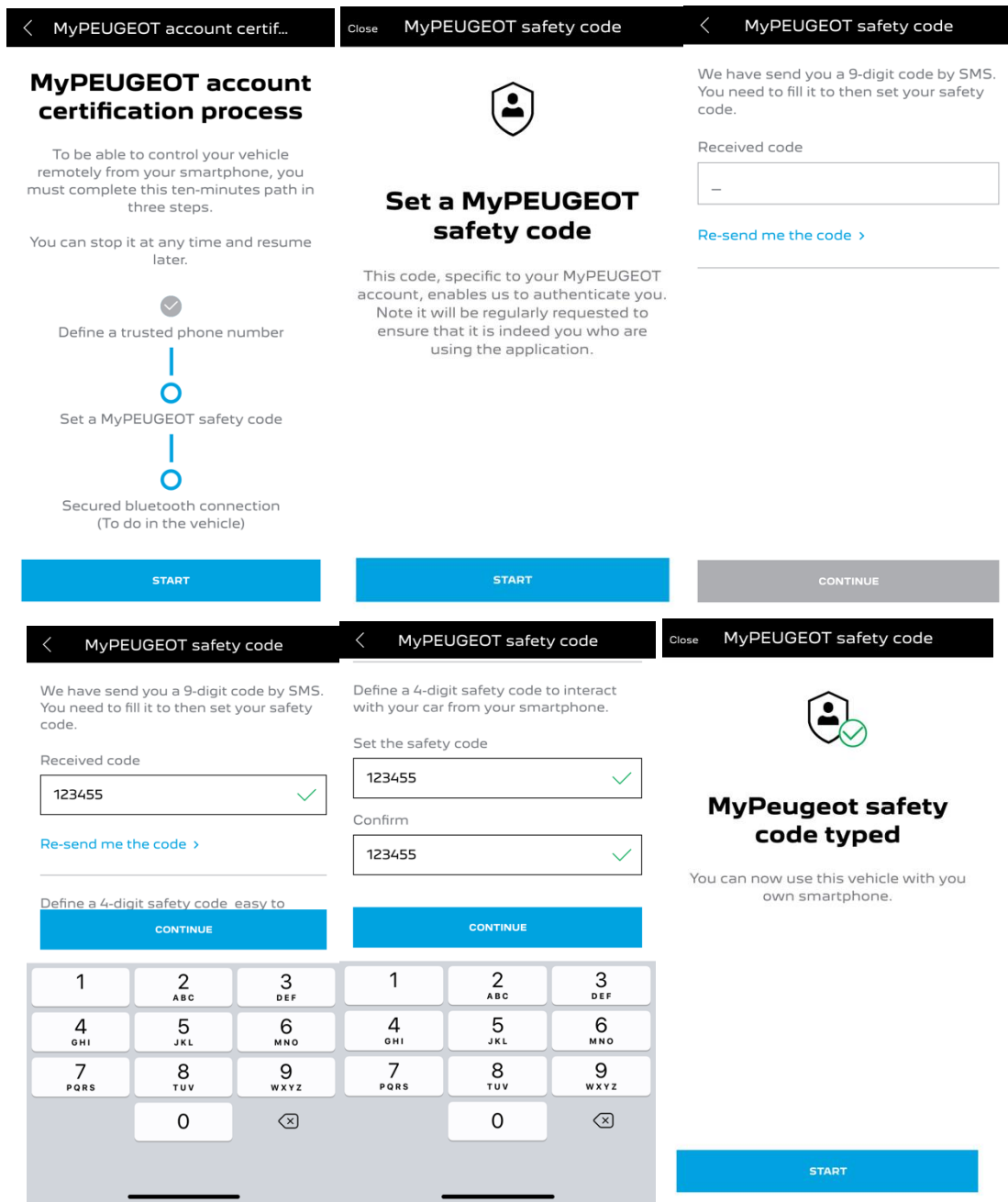
1	2 ABC	3 DEF
4 GHI	5 JKL	6 MNO
7 PQRS	8 TUV	9 WXYZ
0		✕



Your trusted phone number is defined!

CONTINUE

1. Looge oma isiklik 4-kohaline turvakood. Selle sammu alustamiseks saadetakse SMS-iga ajutine kood. Esmalt sisestage see telefoni registreerimiseks ja seejärel looge turvakood. See kood võimaldab tagada kaugjuurdepääsu autole ja kasutada kaugjuhtimise funktsioone.



2. Connect your mobile phone to your vehicle using the Bluetooth. Go on your vehicle, turn on the engine, turn on the Bluetooth on your mobile phone, and click on "PAIR" to start the association.
3. Ühendage mobiiltelefon Bluetoothi abil sõidukiga. Minge sõidukisse, lülitage mootor sisse, lülitage mobiiltelefoni Bluetooth sisse ja vajutage sidumise alustamiseks nuppu „SIDUMINE“.

< MyPEUGEOT account certif...
Close Secured bluetooth connect...
< Secured bluetooth connection

MyPEUGEOT account certification process

To be able to control your vehicle remotely from your smartphone, you must complete this ten-minutes path in three steps.

You can stop it at any time and resume later.

START

Secured bluetooth connection

Pick-up your car key, keep your phone with you, get on board and start the engine.

START

Make sure you are ready

- Ensure that your smartphone is connected to the Internet via Wi-Fi or cellular (3G/4G).
- Turn on the engine, connect your smartphone to your car with bluetooth connexion then click on « Next »
[Connect my smartphone to my car >](#)
- Your vehicle's privacy mode (private mode) must allow data sharing.
[Handle my car data privacy >](#)

PAIR

Close Secured bluetooth connect...

Secured bluetooth connection done

FINISH

Nüüd on kaugjuhtimisteenus aktiveeritud: Teil võidakse paluda uuendada oma sõiduki seadmete tarkvara, et nautida täielikult kõiki funktsioone ja hallata oma auto teatud funktsioone eemalt.

KUIDAS KAUGJUHTIMISTEENUST KASUTADA:

Kui olete oma sõiduki kaugjuhtimise aktiveerinud, saate mõne lihtsa sammuga juhtida oma auto lukustusolekut, lukustada ja avada uksi või lülitada sisse tuled ja signaal.

Auto kaugjuhtimiseks peate avama ainult rakenduse MyPeugeot/My Citroën/MyDS, valima käsu ikooni, mille soovite oma sõidukile saata, kinnitama toimingut ja ootama paar sekundit. Pidage meeles, et iga 7 päeva järel peate kaugkäsud kinnitama oma turvakoodi abil.

PEUGEOT 308 HYBRID

Your vehicle has been locked

453 mi

Your vehicle is locked

20 mi

PEUGEOT 308 HYBRID

Status Feb. 25 2022 at 14:21

453 mi

Your vehicle is unlocked

20 mi

PEUGEOT 308 HYBRID

Status Feb. 25 2022 at 14:21

453 mi

Your vehicle is unlocked

20 mi

APPOINTMENT & ESTIMATE

MY SERVICE CENTRE

Charge management

Unplugged

Air conditioning

No programming

Plan your next journey

APPOINTMENT & ESTIMATE

MY SERVICE CENTRE

Charge management

Unplugged

Air conditioning

No programming

Plan your next journey

APPOINTMENT & ESTIMATE

MY SERVICE CENTRE

Charge management

Unplugged

Air conditioning

No programming

Plan your next journey

Last know vehicle's position

6 avenue general de Gaulle de la république
75000 Paris

Save vehicle's Position

Get a route to my vehicle

Share vehicle's Position

Last know vehicle's position

6 avenue general de Gaulle de la république
75000 Paris

Save vehicle's Position

Get a route to my vehicle

Share vehicle's Position

Last know vehicle's position

6 avenue general de Gaulle de la république
75000 Paris

Save vehicle's Position

Get a route to my vehicle

Share vehicle's Position

Home

Driving

Maintenance

Vehicle

Home

Driving

Maintenance

Vehicle

Home

Driving

Maintenance

Vehicle